



# Redefine the user experience

Materials, accessories and user interface devices for KONE elevators  
For MonoSpace 300 DX, MonoSpace 500 DX, MonoSpace 700 DX

[www.kone.ae](http://www.kone.ae)

Dedicated to  
People Flow™





# Contents

Introduction .....	3
Essential range.....	4
Refined range.....	7
Elegant range.....	11
Mix and match .....	15
KONE Digital Experience Cars .....	16
Solutions for scenic elevators.....	18
Solutions for durability .....	19
Solutions for accessibility .....	21



# Redefine the user experience

The interior of an elevator significantly contributes to the overall architectural ambiance of a building. Similar to any other enclosed space, an elevator that is user-friendly, adorned with appealing finishes, adaptable color schemes, intelligent lighting, a harmonious soundscape, and digital media content has the potential to elevate the stature of your building.

We have created predefined elevator interior ranges for you to choose from or you can always mix and match between ranges to find the optimal solution.

## Build greener

Materials are compliant with LEED low-emitting materials, BREEAM indoor air quality and Nordic Swan material precondition requirements.

## Availability

[MONOSPACE 300 DX](#)

[MONOSPACE 500 DX](#)

[MONOSPACE 700 DX](#)

Essential & Refined

Essential, Refined & Elegant

Unlimited




Making everyday smoother



Pleasant continuity through spaces



Authentic and true interiors



Elevator ride more than the destination

Reference car interior  
Wall: Blue Reflection (P62)  
Ceiling: CL80, Cottongrass White (P63)  
Floor: Granite Grey (RC33)  
Mirror: Partial Width, Partial Height (MR1)  
COP: KSC 186, Asturias Satin (F)  
Handrail: HR34 LBE (Black)  
Skirting: None

# Essential


## Making everyday smoother

Curated selection incorporating practical materials and accessories enhances everyday functionality, delivering excellent value for both residential and public buildings.




## Walls

### Painted steel



P51  
Misty Grey  
(RAL 9006)  
ⓘ ⓘ



P62  
Blue Reflection  
ⓘ ⓘ



P63  
Cottongrass White  
(RAL 9003)  
ⓘ ⓘ



PS9  
Light wood  
ⓘ ⓘ



PS10  
Dark wood  
ⓘ ⓘ



PS11  
Grayed Wood  
ⓘ ⓘ

### Stainless steel texture



SA1 \*  
Silver Satin  
ⓘ ⓘ


### Local wall



Z  
Raw surface for  
local paint or deco-  
rative panels  
ⓘ ⓘ

### UPGRADE OPTION

### Brushed stainless steel




F  
Asturias Satin  
ⓘ ⓘ ⓘ

## Floors


### Rubber




RC30  
Carbon Black  
ⓘ ⓘ



RC31 \*\*  
Quartz Gray  
ⓘ ⓘ



RC32  
Beige Gray  
ⓘ ⓘ



RC33 \*\*  
Granite Gray  
ⓘ ⓘ

### Local flooring



0  
Raw surface for  
local finishing  
ⓘ ⓘ

## Doors


### Painted steel



P51 \*\*\*  
Misty Grey  
(RAL 9006)  
ⓘ ⓘ



P63 \*  
Cottongrass White  
(RAL 9003)  
ⓘ ⓘ



SA1 \*\*\*\*  
Silver Satin  
ⓘ ⓘ

### Local door



Z  
Raw surface for  
local finishing  
ⓘ ⓘ

### UPGRADE OPTION

### Painted steel



Custom RAL  
color \*\*\*\*\*  
ⓘ ⓘ ⓘ

### UPGRADE OPTION

### Brushed stainless steel



F  
Asturias Satin  
ⓘ ⓘ ⓘ

### Note:

- ⓘ Upgrade option
- ⓘ Extended lead time
- ⓘ Nordic Swan Ecolabel
- ⓘ LEED/BREEAM
- \* Not available on MonoSpace 700 DX
- \*\* Not available on MonoSpace 300 DX
- \*\*\* Not available on KES 100
- \*\*\*\* Only available for KES202, not avail-  
able for MonoSpace 700 DX
- \*\*\*\*\* Not available on MonoSpace 300 DX  
or KES 202



## Ceilings

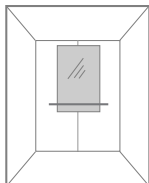
### Direct lighting



CL80 / CL80FF\*\*\* / CL80FFL\*\*\*  
Cottongrass White (P63)  
Asturias Satin (F)

Additional LED spot option available

## Mirrors



MR1  
Partial width  
Partial height

## Handrails



HR34 \* (EN81-70)  
LBE (black)  
U




HR53 \*\* (EN81-70)  
Asturias Satin (F)  
U

### Ceiling finishes

- Cottongrass White (P63) U
- Asturias Satin (F) U

## Car operating panel (COP)

### COP



KSC 186

### Faceplate finishes

- Asturias Satin (ST4) U

### Mounting type

COP: surface  
Button: surface

### COP Display



5,7" LCD

### UPGRADE OPTION

### COP



KONE Interact 10  
U

### Faceplate finishes

- Asturias Satin (F) U

### Mounting type

COP: flush or surface  
Button: surface

### COP Display



5,7" LCD

### COP Lens



Black,  
round



Black,  
rectangular

## Landing user interface (surface mounted)

### Landing call stations



KSL170 \*\*



KSL280



KSL284  
U



KSL286  
simplex  
U



KSL286  
duplex  
U

### Hall displays



KSH280



KSI286  
U

### Car hall lantern



KSJ280

### Note:

- U Upgrade option
- U Nordic Swan Ecolabel
- U LEED/BREEAM

No skirting options in Essential range

\* Not available on KONE MonoSpace 300 DX

\*\* Not available on KONE MonoSpace 500 DX or KONE MonoSpace 700 DX

\*\*\* Available for firefighter elevator complying with EN81-72



Reference car interior  
Wall: Grayed Oak (L237)  
Ceiling: CL96, Asturias Satin (F)  
Floor: Natural Oak (EF)  
Mirror: Full Width, Partial Height (MR1)  
**COP:** KONE Interact 20, Asturias Satin (F)  
Handrail: HR64, Asturias Satin (F)  
Skirting: Asturias Satin (F)



# Refined

## Pleasant continuity through spaces

Durable surfaces with enhanced versatility provide significant value across various building types, spanning from residential homes to retail, offices, and high-rise structures. With a diverse range of elements that can be easily interchanged, there's ample opportunity for mix-and-match customization to discover the optimal solution for each space.



## Walls

### Woodgrain laminate



L235  
Whitened Ash  
🔗🌿



L236  
Natural Oak  
🔗🌿




L237 \*\*  
Grayed Oak  
🔗🌿



L238  
Warm Oak  
🔗🌿



L239 \*\*  
Blackened Oak  
🔗🌿



L241 \*\*  
Warm Brown  
🔗🌿

### Leathery laminate


### Standard laminate



L209 \*\*  
Snowberry White  
🔗🌿




L230 \*\*  
Beige  
🔗🌿



L231 \*\*  
Blue Reflection  
🔗🌿



L233 \*\*  
Quartz Gray  
🔗🌿



L234 \*\*  
Granite Gray  
🔗🌿




L243  
Ultimate Gray  
🔗🌿🔗

### UPGRADE OPTION Smart laminate\*


### Resistant stainless steel



F2 \*\*  
Asturias Satin  
(Anti-fingerprint)  
🔗🌿



K  
Scottish Quad  
🔗🌿



TS1  
Flemish Linen  
🔗🌿



H \*\*  
Murano Mirror  
🔗🔗🌿

### UPGRADE OPTION Mirror-polished stainless steel

#### Note:

- 🔗 Upgrade option
- 🔗 Extended lead time
- 🔗 Nordic Swan Ecolabel
- 🌿 LEED/BREEAM

- \* Matt finish, anti-fingerprint, anti-bacterial, repair-ability, and stain resistant to reduce the amount of cleaning required
- \*\* Not available for KONE MonoSpace 300 DX



## Soft touch

In search of warm and comforting surfaces to fashion a cozy and welcoming environment, high-pressure laminate emerges as an ideal choice. Renowned for its exceptional durability, this material maintains its desired tactile qualities even with daily usage. Moreover, laminates prove particularly advantageous in optimizing lighting effects to enhance the ambiance further.



## Floors


### Natural floor




EF \*  
Natural Oak  
🔗🌱

### UPGRADE OPTION


### Composite stone



SF40 \*  
White Marble  
🔗🌱




SF41 \*  
Beige Chalk  
🔗🌱




SF42  
Gray Granite  
🔗🌱

## Doors


### Resistant stainless steel



F2 \*\*  
Asturias Satin  
(Anti-fingerprint)  
🔗🌱




K  
Scottish Quad  
🔗🌱



TS1  
Flemish Linen  
🔗🌱

### Mirror stainless steel



H \*\*\*  
Murano Mirror  
🔗🌱

## Ceilings

### Direct lighting



CL81 \*  
Asturias Satin (F)



CL96 / CL96FF \*\*\*\*\* / CL96 FFL \*\*\*\*\*  
Cottongrass White (P63)  
Asturias Satin (F)

### Direct lighting



CL80  
Murano Mirror (H)

### Ceiling finishes



Asturias Satin (F) 🔗🌱



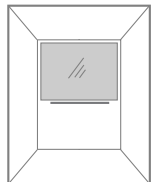
Cottongrass White (P63) 🔗🌱



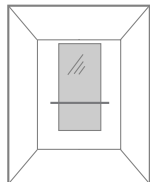
Murano Mirror (H) 🔗🌱

Additional LED spot option available

## Mirrors

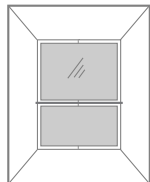


MR1  
Full width  
Partial height



MR1  
Partial width  
Mid height

### UPGRADE OPTION



MR1  
Full width  
Full height  
🔗

## Handrails



HR64 (EN81-70)  
F Asturias Satin  
🔗



HR61  
F Asturias Satin  
🔗

## Skirting



F Asturias Satin  
🔗

### Note:

- 🔗 Upgrade option
- 🔴 Extended lead time
- 🌱 Nordic Swan Ecolabel
- 🌱 LEED/BREEAM
- \* Not available on KONE Mono-Space 300 DX
- \*\* Not available on KONE Mono-Space 300 DX or KES 100
- \*\*\* Not available on KONE Mono-Space 300 DX, KES 100, or KES 202
- \*\*\*\* Only available on KONE Mono-Space 500 DX
- \*\*\*\*\* Available for firefighter elevator complying with EN81-72

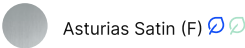
# Car operating panel (COP)

COP



KONE Interact 20

Faceplate finishes



Mounting type  
COP: flush or surface  
Button: flush and surface

COP Lens



Black, round



Black, rectangular

UPGRADE OPTION  
COP lens



Magic Mirror, round



Magic Mirror, rectangular

COP Display



Full graphic 7"



Full graphic 10,1"

# Landing user interface (surface mounted)

Landing call stations



KSL 186

Hall display



KSI286

Note:  
U Upgrade option  
N Nordic Swan Ecolabel  
LEED/BREEAM



# Refined design

KONE Interact 20  
Our versatile, modern user interface device range has everything you need to ensure clear guidance and make elevators as easy as possible for people to use.





Reference car interior

Wall: Copper Gold (CG)

Ceiling: CL151, Murano Mirror (H)

Floor: Gray Granite (SF42)

Mirror: Full Width, Full Height (MR1)

**COP:** KONE Interact 20, Carbon Black (CB)

Handrail: HR64, Painted Carbon Black P70

Skirting: Carbon Black (CB)

# Elegant

## Authentic and true interiors

The finest materials and highly versatile accessories cater to the needs of sophisticated, intelligent, and environmentally conscious spaces, including high-rise structures, corporate offices, and premium residential developments. These solutions inspire architects, designers, investors, and developers striving to meet lofty standards in their projects, even if full customization isn't required.

Not available for KONE MonoSpace 300 DX



## Walls

### Color stainless steel



CB  
Carbon Black  
(Anti-fingerprint)  
E P Q



CG  
Copper Gold  
(Anti-fingerprint)  
E P Q




SS1  
Shangri-La Gold  
E P Q




SS7  
Satin Steel  
(Anti-fingerprint)  
E P Q

## Floors


### Composite stone



SF40  
White Marble  
P Q



SF41  
Beige Chalk  
P Q



SF42  
Gray Granite  
P Q

## Doors

### Color stainless steel



CB \*  
Carbon Black  
(Anti-fingerprint)  
E P Q



SS1 \*\*  
Shangri-La Gold  
E P Q



SS7 \*\*\*  
Satin Steel  
(Anti-fingerprint)  
E P Q

## Ceilings

### Direct lighting



CL80  
Carbon Black (CB)  
E





Additional LED spot option available

### Direct & indirect lighting



CL182  
Asturias Satin (F)  
Cottongrass White (P63)  
Murano Mirror (H)  
Carbon Black (CB)  
E

### Ceiling finishes

-  Asturias Satin (F) E P Q
-  Cottongrass White (P63) E P Q
-  Murano Mirror (H) U E P Q
-  Carbon Black (CB) U E P Q

### UPGRADE OPTION

### Luminous ceiling



CL151  
Murano Mirror (H)  
U E

### UPGRADE OPTION

### Indirect lighting



CL109  
Cottongrass White (P63)  
Asturias Satin (F)  
U

### Note:

- U Upgrade option
- E Extended lead time
- P Nordic Swan Ecolabel
- Q LEED/BREEAM
- \* Not available on KES 100 & 202
- \*\* Not available on 202
- \*\*\* Not available on KES 100, 202 & 602

# Easy way to keep surfaces clean

Our specialized anti-fingerprint coating helps keep color stainless steel elevator materials looking as good as new by preventing staining and making fingerprints less visible and easy-to-clean.



## Handrails



HR64 (EN81-70)  
SS1 Shangri-La-Gold  
🔗



HR64  
P70 Painted Carbon Black  
(anti-bacterial treatment)  
🔗



HR71  
WDO - Blackened Oak with  
brushed stainless steel fixings  
🔗

## Skirtings

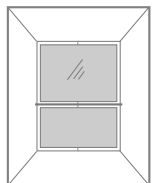


CB  
Carbon Black  
(Anti-fingerprint)  
E 🔗



SS1  
Shangri-La Gold  
E 🔗

## Mirrors



MR1  
Full width  
Full height

### Full back wall mirror



GM1  
Light Silver  
U 🔗



GM2  
Dark Silver  
U 🔗

### Note:

- U Upgrade option
- E Extended lead time
- 🔗 Nordic Swan Ecolabel
- 🌱 LEED/BREEAM

## Car operating panel (COP)

### COP



KONE Interact 20

### Faceplate finishes



Carbon Black (CB) 🔗 🌱

### Mounting type

COP: flush or surface  
Buttons: flush and surface (EN81-72 compliant)

### COP Display



Full graphic 7"



Full graphic 10,1"  
U

### COP lens



Black,  
round



Black,  
rectangular

### COP lens



Magic Mirror,  
round



Magic Mirror,  
rectangular

## Landing user interface (flush mounted)

### Landing call stations



KSL 750



KSK751  
U



KSK750

### Faceplate finishes




Asturias Satin (F) 🔗 🌱



Carbon Black (CB) U 🔗 🌱

### Hall displays



KSI 756



KSH 750



KSI 753  
U



KSA 753  
U

Reference car interior  
KONE Wide Illusion with mirrored back corners

# Sense of space

With the help of printed glass and different mirror options, you can create an elevator experience that feels more spacious, a specially branded space or, for example, a calming experience for the users of your building.

Not available on MonoSpace 300 DX

## Glass walls

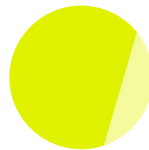
### Solid colors



GP1  
Satin Bronze  
E P Q




GP2  
Satin Silver  
E P Q



GP3  
Spring Yellow  
E P Q



GP4  
Trusted Blue  
E P Q



GP5  
Carbon Black  
E P Q

### Digitally printed glass



GD1  
Wide Illusion  
E P Q



GD2  
Gradient Lichen  
E P Q

### Mirrors

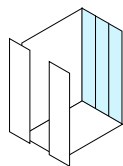


GM1  
Light Silver  
P Q



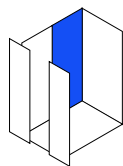
GM2  
Dark Silver  
P Q

## Glass and mirror combinations



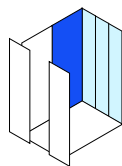
1  
Full-glazed  
back wall

Mirror or Deco-glass  
on wall C



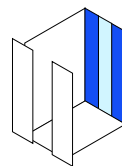
2  
Mirrored  
back corners

Mirrors in corners  
(walls B and D)



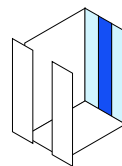
3  
Mirrored  
back corners,  
glazed back wall

Mirrors on walls B, D,  
and Deco-glass on  
wall C



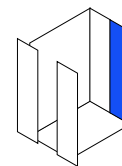
4  
Centered  
full-height glazing

Mirror and  
Deco-glass  
on back wall (C) –  
3 panels, 2 materials



5  
Centered  
full-height mirror

Mirror and  
Deco-glass  
on back wall (C) –  
3 panels, 2 materials



6  
Offset mirror

New mirror  
position in corner  
of back wall (C)  
on COP side

□ Wall  
□ Glass  
■ Mirror

### Note:

- U Upgrade option
- E Extended lead time
- P Nordic Swan Ecolabel
- Q LEED/BREEAM



# Mix & match

## Customized to your needs


Couldn't find what you're looking for in one range? Don't worry, you're still free to mix & match materials and accessories freely.

## Build smarter

Take advantage of our new planning tools to help you save time, make the right decisions, and plan your elevator car interior down to the very last detail.

Scan the QR code to  
try the KONE Studio

[www.kone.ae](http://www.kone.ae)






# KONE Digital Experience Cars

A man and a young girl are shown from the chest up, looking upwards with expressions of joy and wonder. They are in a dark environment, likely inside a KONE Digital Experience Car, which is filled with falling confetti in shades of blue and purple. The background is a soft, out-of-focus blue light.

Sometimes the elevator ride  
is more than the destination

Enter a whole new world of multi-sensory experiences. With dynamic sound, vivid colors, and immersive themes, the KONE Digital Experience Car can be tailored to capture your attention or sooth your senses – create a unique journey for people in your building.





# A window of opportunity

KONE Scenic elevator solutions combine proven technology and inspiring car designs to create elevators that are attractive and spacious, and which give you the opportunity to showcase your building.

Scenic elevators include glass car walls and glass hoistway, and are used in a wide variety of environments, from office buildings, hotels, and retail centers to transportation hubs and cruise ships.

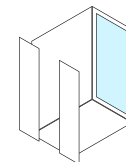
Not available for KONE MonoSpace 300 DX

## Walls

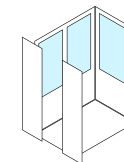
### Transparent glass



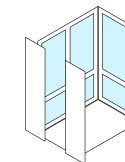
TW1  
Glass  
E P Q



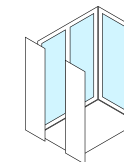
Glass back wall



Partial height  
glass car \*



Full height  
glass car \*



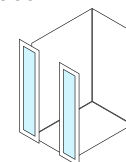
Seamless full height  
glass car \*

## Doors

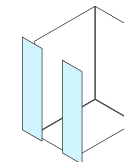
### Transparent glass



TW1  
Glass  
E P Q




Glass door  
with a frame \*\*



Frameless  
glass door \*\*

## Handrails



HR81 – HR81TR (EN81-70)  
F Asturias Satin  
P70 Carbon Black,  
SS1 Shangri-La-Gold  
P

### Handrail finishes



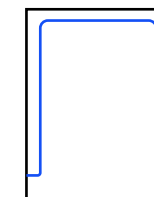
Asturias Satin (F) P Q



Carbon Black (P70) P Q



Shangri-La Gold (SS1) P Q



HR81TR is a continuous  
version

### Note:

- E Extended lead time
- P Nordic Swan Ecolabel
- Q LEED/BREEAM
- \* Only available on MonoSpace 700 DX
- \*\* Only available for KES 800






# When nothing but highest durability matters

In the realm of demanding environments, where durability is paramount and usage is intense, the necessity for the most hard-wearing materials and accessories becomes indisputable.


Not available for KONE MonoSpace 300 DX

## Walls

### Corrosion resistant steel



A  
Acid Proof  
(AISI316)  
E [D](#) [P](#)



F1 \*  
Asturias Satin  
(AISI304)  
E [D](#) [P](#)

## Floors

### Tear plate



AL  
Aluminium  
E [D](#) [P](#)



SS \*  
Stainless steel  
E [D](#) [P](#)



ST \*  
Chequered steel  
E [D](#) [P](#)

## Doors

### Corrosion resistant steel



A \*\*  
Acid proof  
E [D](#) [P](#)



F1 \*\*\*  
Asturias Satin  
E [D](#) [P](#)

## Ceilings

### Vandal resistant ceilings (EN 81-71 compliant)



CL80V  
Asturias Satin (F)



CL96V  
Asturias Satin (F)

### Integrated ceiling




LF1 / LF1V (EN81-71 Cat.2)  
Finish: Cottongrass White (P63)  
Asturias Satin (F)



RL12  
Finish: Cottongrass White (P63)  
Asturias Satin (F)

### Ceiling finishes

 Asturias Satin (F) [D](#) [P](#)

 Cottongrass White (P63) [D](#) [P](#)


#### Note:

[E](#) Extended lead time  
[D](#) Nordic Swan Ecolabel  
[P](#) LEED/BREEAM

\* Only Available on MonoSpace 700 DX  
\*\* Not available on KES 100, 202 & 602  
\*\*\* Not available on KES 100 & 202







## KSS 140 – Vandal resistant

### COP



KSC 143PH  
(Partial height)  
KSC 143FH  
(Full height)

### Faceplate finishes

-  Asturias Satin (F)  
-  Scottish Quad (K)  

### Mounting type

COP: flush  
Button: surface


### Landing devices



KSI 143






KSL 140



KSH 150

### Note:

Not available for KONE MonoSpace 300 DX

-  Extended lead time
-  Nordic Swan Ecolabel
-  LEED/BREEAM
















\* Only available on MonoSpace 700 DX

## KSS 700 – Destination signalization

### COP



### Faceplate finishes

-  Asturias Satin (F)  
-  Carbon Black (CB)   (Anti-fingerprint)
-  Copper Gold (CG)   (Anti-fingerprint)
-  Murano Mirror (H)  
-  Golden Mirror (HTIN)  

### Mounting type

COP: flush  
Button: surface

### COP Display




Scrolling dot matrix  
(KSC 733)



Full graphic LCD  
(KSC 737)


## Handrails




HR94 \* (EN81-70 & EN81-71 Cat.2)  
F Asturias Satin  


## Skirtings

### Corrosion resistant




F1\* Asturias Satin (AISI304)  
A\* Acid Proof (AISI316)  


## Buffer rails

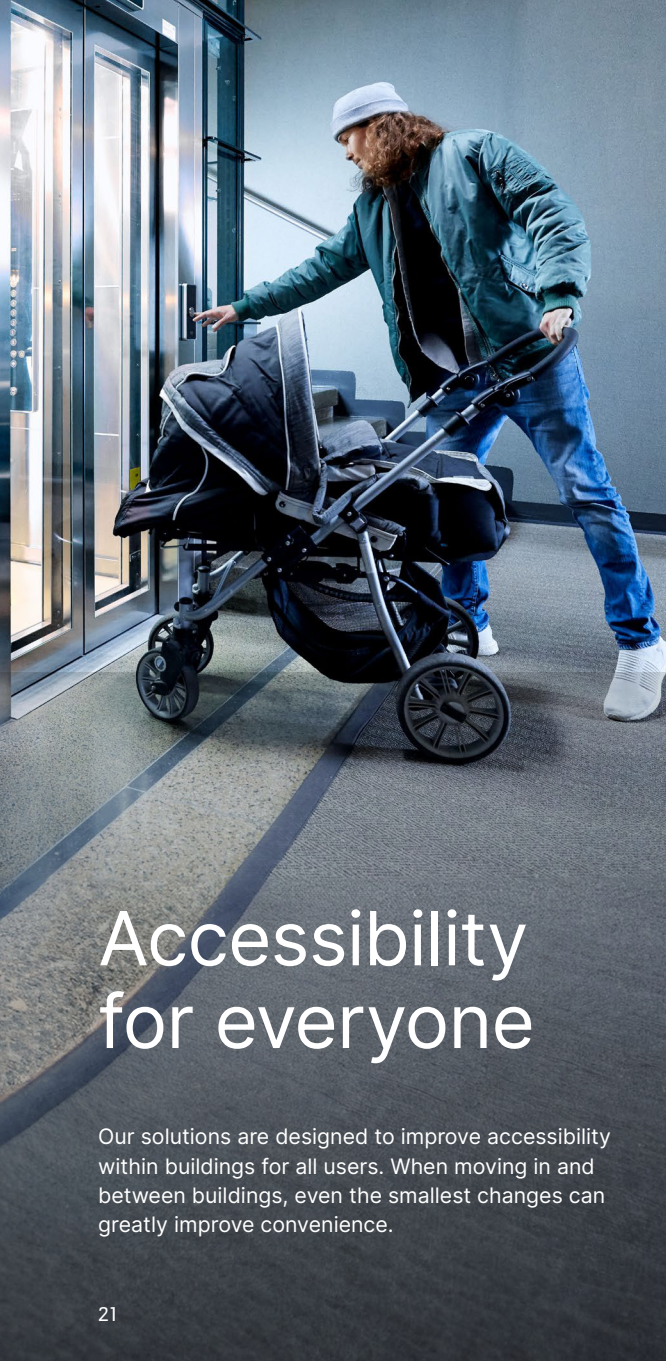


BR2  
TS - Flemish Linen  




BR2  
L236 - Natural Oak  






# Accessibility for everyone


Our solutions are designed to improve accessibility within buildings for all users. When moving in and between buildings, even the smallest changes can greatly improve convenience.

## KSS H – Accessible excellence



KSC H70, up to 12 buttons  
KSC H40, up to 6 buttons

## Landing devices (surface mounted)



KSL 710

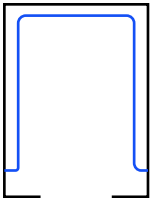
## Faceplate finishes

- Asturias Satin (F) [P](#) [E](#)

## Handrails



HR64TR \* (EN81-70)  
F Asturias Satin  
P70 Carbon Black,  
SS1 Shangri-La-Gold  
[P](#)




H64TR is a continuous  
version

## Handrail finishes

- Asturias Satin (F) [P](#) [E](#)
- Carbon Black (P70) [P](#) [E](#)
- Shangri-La Gold (SS1) [P](#) [E](#)

## Seats



L234  
Granite Gray  
[P](#)

## Mirrors



Wide Angle Mirror

## Tenant directory



Installation: Horizontal or vertical  
Sizes: A3 or A4

## Media screen



15" LCD display Surface mounted

Note:  
[P](#) Nordic Swan Ecolabel  
[E](#) LEED/BREEAM  
\* Not available on MonoSpace 300 DX



KONE provides innovative and eco-efficient solutions for elevators, escalators, automatic building doors and the systems that integrate them with today's intelligent buildings. We support our customers every step of the way: from design, manufacturing and installation to maintenance and modernization. KONE is a global leader in managing the smooth flow of people and goods throughout buildings. This makes us a reliable partner throughout the building life cycle. We are fast, flexible, and we have a well-deserved reputation as a technology leader, with such innovations as KONE 24/7 Connected Services and KONE UltraRope®. KONE employs over 60,000 dedicated experts to serve you globally and locally.

## UAE

### Dubai (Regional Office)

KONE Middle East LLC  
U-Bora Tower,  
C/O Al Abraj Str & Al Khaleej Str,  
Business Bay.  
P.O. Box 21474  
Tel: +971 4 279 4500  
[www.kone.ae](http://www.kone.ae)

## Oman

KONE Assarain LLC  
Hatat Complex B, Office 103, 1st Floor,  
Wadi Adai, Ruwi 112, Muscat.  
P.O. Box 1475  
Tel: +968 2465 7000  
[www.kone.om](http://www.kone.om)

## South Africa

KONE Elevators South Africa (Pty) Ltd,  
Unit 11, 11B Riley Road,  
Eastwood Office Park,  
Bedfordview Ext. 328, 2007  
P.O. Box 11540  
Tel: +27 11 035 1800  
[www.kone.co.za](http://www.kone.co.za)

## Kingdom of Saudi Arabia

### Riyadh (Head Office)

KONE Areeco Ltd  
King Fahad Road,  
Olaya District,  
Al Hamad Tower, Floor 8.  
P.O. Box 10142, Riyadh, 12212  
Tel: +966 9200 17055  
[www.kone.sa](http://www.kone.sa)

## Bahrain

KONE Elevators WLL  
Building 767, Office number 61,  
Road number: 3629,  
Block number: 336,  
Adliya, Kingdom of Bahrain.  
P.O. Box 21303  
Tel: +973 1774 9271  
[www.kone.bh](http://www.kone.bh)

## Türkiye

İçerenköy Mah. Değirmenyolu Cad.  
No:28 Asiaofispark B Blok D:3 Kat:2  
P.O. Box 34752 Ataşehir/İstanbul.  
Tel: +90 444 5663  
[www.kone.com.tr](http://www.kone.com.tr)

## Egypt

KONE LLC  
Plot no.10 B, Mohamed Naguib Axis,  
Fifth Settlement,  
O1 Mall, KONE 2nd Floor, New Cairo.  
P.O. Box 11841  
Tel: 0800 000 9733  
[www.kone.eg](http://www.kone.eg)

## Kuwait

Laila Tower, 14th floor, office 3,  
Salmiya, Kuwait.  
P.O. Box 21119 - Safat 13072  
Tel: +965 2571 3531  
[www.kone.com.kw](http://www.kone.com.kw)

## Kazakhstan

KONE Kazakhstan LLP  
D.Konayev Street 12/1,  
floor 9, 010017,  
Astana, Kazakhstan.  
P.O. Box Astana 010000  
Tel: +7 702 335 3389/3317  
[www.kone.kz](http://www.kone.kz)

## Morocco

KONE Elevators & Escalators SARL  
Lot Marjana N6,  
Sidi Maarouf, Casablanca.  
P.O. Box 20280  
Tel: +212 522 580211  
[www.kone.ma](http://www.kone.ma)

## Tunisia

KONE Elevators & Escalators SARL  
Ensemble Immobilier Miniar,  
Rue du lac d'Ourima,  
1053 les Berges du Lac  
Bureau B41 au 4ème étage - Bloc A.  
Tunis, Tunisia  
P.O. Box 1053  
Tel: +216 299 80610  
[www.kone.tn](http://www.kone.tn)

## Qatar

KONE Elevators WLL  
Ghanem Office Tower,  
Building No. 54, Street No. 640,  
Zone 23, Salwa Road,  
Bin Mahmoud Area, Doha.  
P.O. Box 37143  
Tel: +974 4488 8835  
[www.kone.qa](http://www.kone.qa)

## East Africa (Kenya and Uganda)

KONE NAIROBI (Head Office)  
Mercure Hotel Annexe, 13th Floor,  
Longonot Road, Upperhill, Nairobi, Kenya.  
P.O. Box 35174 00100  
Tel: +254 115 848 603  
[www.kone.co.ke](http://www.kone.co.ke)  
[www.kone.ug](http://www.kone.ug)

This publication is for general informational purposes only and we reserve the right at any time to alter the product design and specifications. No statement this publication contains shall be construed as a warranty or condition, express or implied, as to any product, its fitness for any particular purpose, merchantability, quality or representation of the terms of any purchase agreement. Minor differences between printed and actual colors may exist. KONE MonoSpace® DX, KONE EcoDisc®, KONE Care® and People Flow® are registered trademarks of KONE Corporation. Copyright © 2024 KONE Corporation.

[www.kone.ae](http://www.kone.ae)

R24.2 – Released Feb 2025

**Dedicated to  
People Flow™**